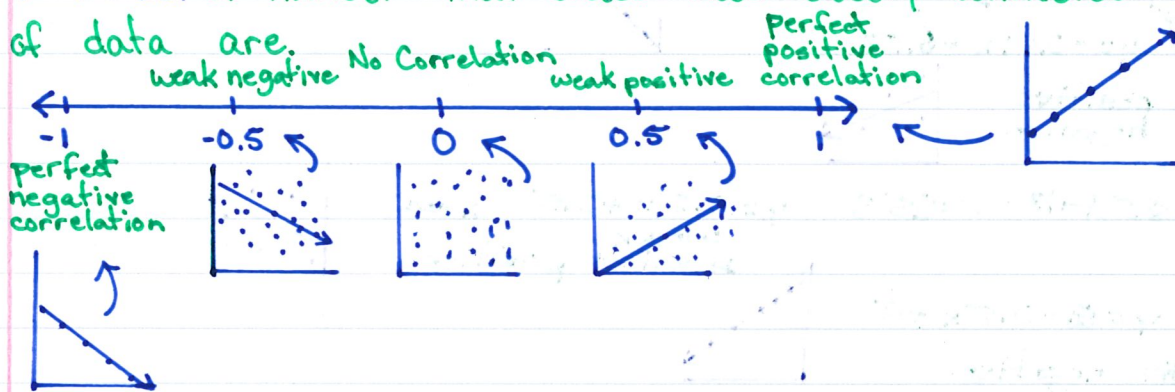


The Correlation Coefficient

r-value: a number that shows how closely connected two sets of data are.



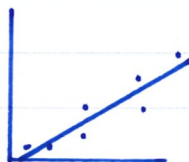
To turn on r-value:

- 1 2nd 0
- 2 scroll to "diagnostic On" Enter Enter
- 3 see done

Pg 35 #1a

$$r = 0.96 \quad y = 0.88x + 0.38$$

strong positive




Pg 35 #1

b) $r=1$ $y=2x$ perfect strong positive



c) $r=0.47$ $y=-0.49x+6.53$

medium positive
negative



d) ~~$r=0.52$~~ $r=0.53$ $y=0.5x+2.5$ med

weak
medium positive



e) $r=-1$ $y=6-0.5x+8$

medium negative
perfect

